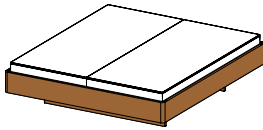
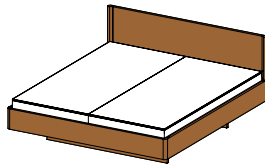


## times bed NEW



BTIM BA



BTIM KH

### times bed base | wooden headboard

bed sides lamellar long listel

**types of wood:** beech heartwood, wild oak, walnut

#### dimensions of lying surface:

|          |           |     |     |     |
|----------|-----------|-----|-----|-----|
| <b>h</b> | normal 43 |     |     |     |
| <b>w</b> | 140       | 160 | 180 | 200 |
| <b>l</b> | 200       | 210 |     |     |

All indicated widths and lengths can be combined.

**total width** = width of lying surface + 5 cm

**total length** = length of lying surface + 7,4 cm

**inlay depth** = 19 cm

## *types of wood*

Unless stated otherwise, all wooden surfaces are finished with natural oil.

A detailed list of the wood types available for this product can be found on page 1.



alder



beech




beech heartwood



oak



wild oak\*



cherry



walnut



wild walnut\*



oak white oil



wild oak white oil\*



swiss pine not oiled\*\*

### **colour patterns**

Wood is one of the most noble, beautiful and versatile natural products we have. Every piece of wood is unique. Differences in colour are a result of the wood's structure and place of origin. Similarly, the age of the piece of furniture will determine its colour, as natural factors in your home's environment (e.g. sunlight) can change the surface colour. When your order specifies a particular colour, we do our best to match it. But minor variations in wood, glass, fabric or leather are inevitable. An exact colour match will never be possible.

\*wild wood versions only available on fronts

\*\*swiss pine only available for selected items; finished with natural oil on request