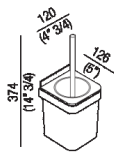







Wall mounted toilet brush holder
 AMEM855_Z

design Benedini Associati, 2010





Stainless steel accessories with polished, brushed burnished finish or natural brushed brass, with nonvisible fixings, completed with white Cristalplant® elements or in white marble of Carrara or black Marquinia marble. Complete with fixing kit.

Finishes

-  Polished
-  Natural brushed brass
-  Brushed burnished
-  White

Materials

-  Stainless steel
-  Cristalplant®

Height:	37.4 cm	14" 3/4 inches
Width:	12 cm	4" 3/4 inches
Depth:	12.6 cm	5" inches



Main dimensions

