



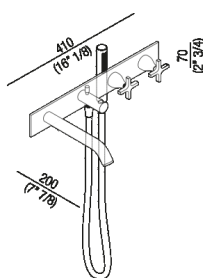
Built-in bathtub tap unit
 AMEM324_

design Benedini Associati, 2009

Wall mounted tap for bathtub featuring a cross-shaped handle.



Built-in bathtub tap unit with dual control with flow deviator and handheld shower holder

Height:	7 cm	2" 3/4 inches
Width:	41 cm	16" 1/8 inches
Depth:	20 cm	7" 7/8 inches



Note: In addition to the standard finishes, matt white (RAL9003), natural polished brass or other customized natural brass finishes are available upon request for minimum batch of 10 pieces per finish, with surcharge equal to 20% of the price of the chrome finish and with a production time of 6 weeks from order date; or copper or nickel finishes by PVD (Physical Vapor Deposition) for minimum batch of 5 pieces, with surcharge equal to 50% of the price of the chrome finish and with production time of 10 weeks from order date.

Finishes

-  Chrome
-  Matt black painted
-  Natural brushed brass
-  Brushed burnished

Materials

-  Brass