

COMPONENTS, MATERIALS & FINISHES

SEAT with steel tubular chassis of Ø18x2mm, recovered with a deployed steel sheet. Seat in modules of 1m length.

LEGS in tubular steel Ø25x2mm.

LEGS TO HANG

LEGS TO BUILD IN – Simple or Double –
FREE-STANDING LEGS (OR TO BE
SCREWED) – Simple or Double –
ARMS in steel fixed by screws (optional).

Stainless steel SCREWS:

The wall SECURING SCREWS – bench to
hang – and to the floor – free-standing bench
– are not supplied by BD.

*Legs, seats and arms are zinc steel,
painted in epoxy polyester Grey Ref. 9006
texturized Silver.

DIMENSIONS & WEIGHTS

CATALANO BENCH

– Bench to hang: 100 cm × 76 cm × H 90 cm /
39.4" × 29.9" × H.35.4"

The placement of the screws for assembling
to the wall: Ø0.8 cm / 0.5 cm ; Ø0.31" / 0.20"

– Simple bench to build in: 100 cm × 75.5 cm
× H 90 cm / 39.4" × 29.7" × H.35.4"

– Double bench to build in: 100 cm × 152 cm ×
H 90 cm / 39.4" × 59.9" × H.35.4"

– Free-standing simple bench: 100 cm × 75.5
cm × H 90 cm / 39.4" × 29.7" × H.35.4"

– Free-standing double bench: 100 cm × 152
cm × H 90 cm / 39.4" × 59.9" × H.35.4"

The placement of the screws for assembling
to the floor: Ø1.2 cm / Ø0.47"

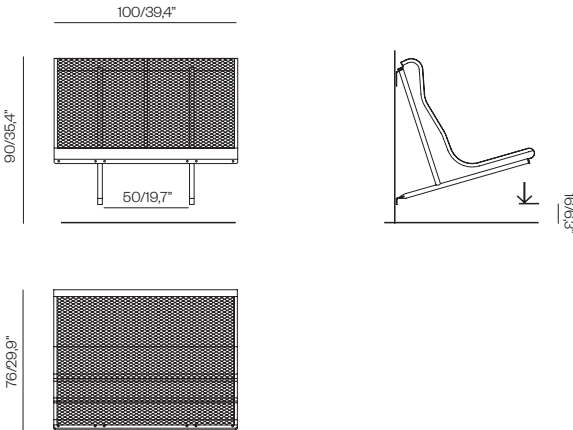
PARTS

- Seat: 14.5 kg / 32.0 lbs
- Leg to hang: 2.5 kg / 5.5 lbs
- Single leg to build in: 3.0 kg / 6.6 lbs
- Double leg to build in: 3.8 kg / 8.3 lbs
- Free-standing single leg: 2.5 kg / 5.5 lbs
- Free-standing double leg: 4.0 kg / 8.8 lbs

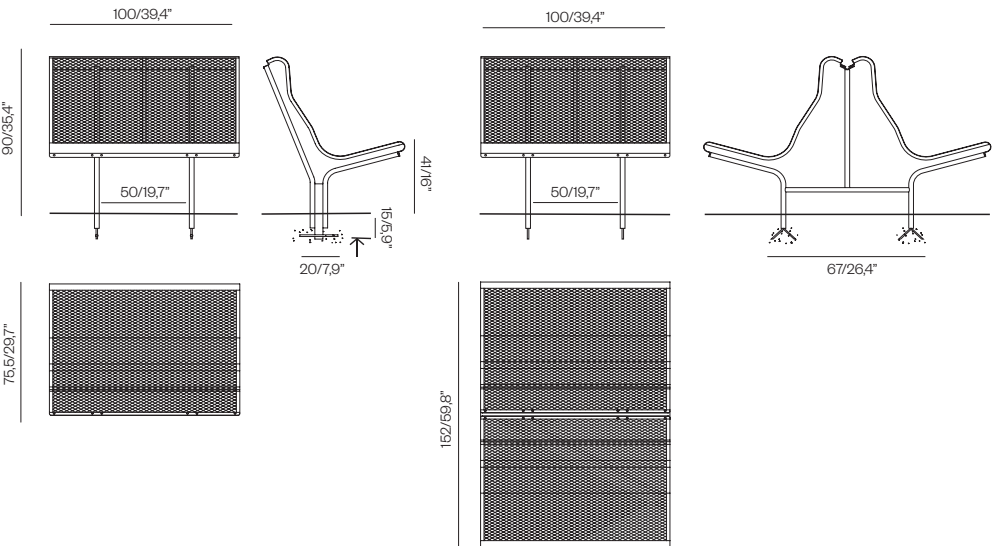
PACKAGING

The benches will be supplied unassembled.

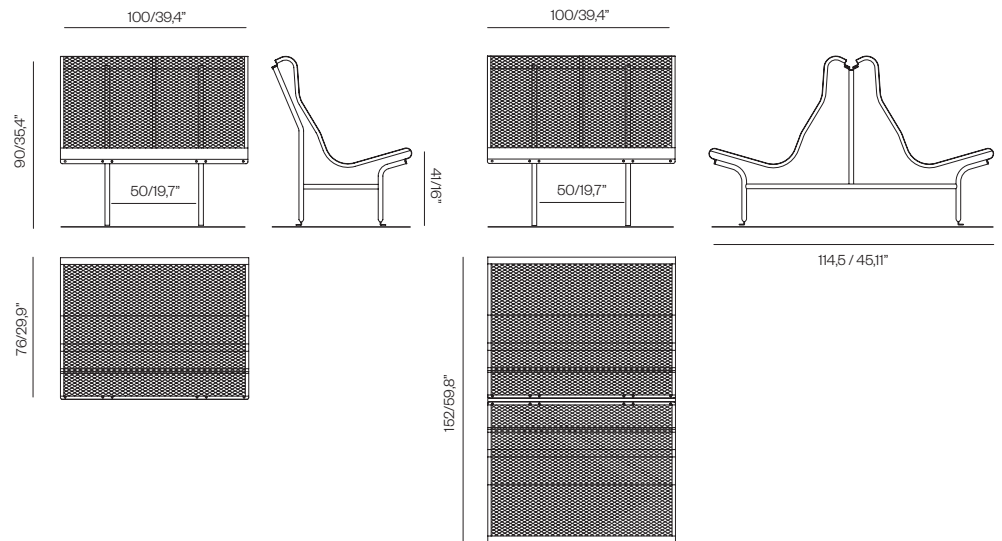
BENCH TO HANG



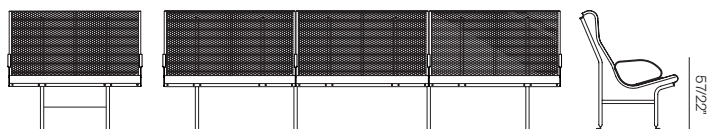
BENCH TO BUILD IN



FREE-STANDING (OR TO BE SOREWED)



OPTIONAL ARMREST



* Arms can be placed on both sides and between modules every 1 meter.

CATALANO BENCH CONTINUOUSLY

