



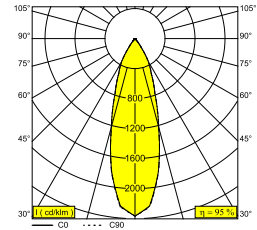
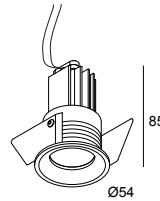
MICRO REO 93035 W

302 22 811 932 W

AVAILABLE IN

BLACK 302 22 811 932 B

WHITE 302 22 811 932 W



 [View on website](#)

General info

| | |
|---|--|
| LOCATION | indoor |
| INSTALLATION | Ceiling Recessed |
| CUTOUT SHAPE/SIZE (MM) | round - 46 |
| RECESSED DEPTH (MM) | 90 |
| THICKNESS OF MOUNTING SURFACE (MM) | min.5 |
| INGRESS PROTECTION | IP20 |
| WEIGHT (KG) | 0.1 |
| ADJUSTABILITY | non adjustable |
| INFORMATION | REFLECTOR FL-35° EXCL.LED POWER SUPPLY 350mA-DC |

Electrical info

| | |
|---------------------|--|
| CLASS | III |
| DIM TYPE | depending on type of external power supply |
| ENERGY CLASS | D |
| CERTIFICATES | CB, EAC, ENEC |

Lightsource info

| | |
|------------------------------------|--|
| LIGHTSOURCE NAME | LED |
| LIGHTSOURCE | LED array 5,8W / CRI>90 (R9: 52) / 3000K / 787lm |
| TM-30 VALUES | Rf: 90 / Rg: 99 |
| SDCM | SDCM1 |
| RISKGROUP | RG1 |
| LM80 | L90B10 > 50000 |
| LED TECHNICS (LIGHT SOURCE) | 787lm // 5,8W // 135lm/W |
| LED TECHNICS (LUMINAIRE) | 748lm // 7W // 112lm/W |

Requirements

LED POWER SUPPLY 350mA-DC DIM

For detailed installation instructions, please consult the manual: [302_22_811_XXX_HAND.pdf](#)

MICRO REO 93035 W

302 22 811 932 W

CEILING COMPATIBILITY

| Ceiling Type | Mounting Kit |
|---|--------------|
|  System ceiling | - |
|  Plasterboard | - |
|  Stucanet | - |
|  Wood | - |
|  Concrete | - |
|  Concrete + plaster | - |
|  Lintel + plaster | - |
|  Hollow-core slab | - |
|  Hollow-core slab + plaster | - |
|  Stretched ceiling | - |

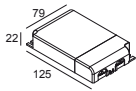
MICRO REO 93035 W

302 22 811 932 W

FINISH YOUR SPECIFICATION

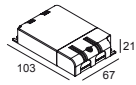
LED power supplies

#



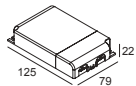
300 90 63 LED POWER SUPPLY MULTI-POWER DIM9

1->3(3)



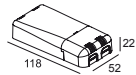
300 90 68 LED POWER SUPPLY MULTI-POWER DIM5

1->2(1)



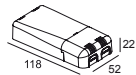
300 90 69 LED POWER SUPPLY MULTI-POWER HV DIM9

2->5(5)



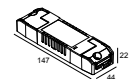
300 90 124 LED POWER SUPPLY MULTI-POWER DIM7

2 (2)



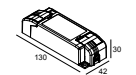
300 90 125 LED POWER SUPPLY MULTI-POWER MINI DIM5

2 (2)



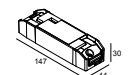
21012 0010 LED POWER SUPPLY MULTI POWER

1->2



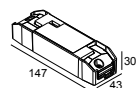
21012 0021 LED POWER SUPPLY MULTI POWER DIM1

1->2



21012 0035 LED POWER SUPPLY MULTI POWER DIM5

1->2

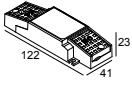


21012 005W LED POWER SUPPLY MULTI-POWER COMPACT WDL

1->2

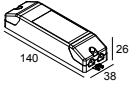
MICRO REO 93035 W

302 22 811 932 W



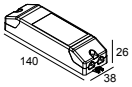
21012 0258 LED POWER SUPPLY MULTI POWER 200-350 / 10W DIM8

1



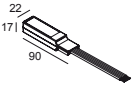
21012 0298 LED POWER SUPPLY MULTI POWER 250-900 / 20W DIM8

2



21012 0480 LED POWER SUPPLY 350mA-DC / 17W IP68

1-2(2)



21032 0295 LED POWER CONVERTER 48V-DC to 350 mA-DC / 15W DIM5

1

Notes: